

13, allée François Mitterrand  
BP 13633  
49100 ANGERS Cedex 01  
Tél. : +33 (0) 2 41 96 21 06

Web : <http://www.univ-angers.fr/granem>

## Returns to the length of production

**Jared Friesen**

GRANEM, Université d'Angers

mars 2026

*Document de travail du GRANEM n° 2026-01-068*

## Returns to the length of production

Jared Friesen

Document de travail du GRANEM n° 2026-01-068

mars 2026

Classification JEL : B31, B53, D24

Mots-clés : rendements croissants ; détour de production ; capital hétérogène ; division du travail ; complémentarité du capital.

Keywords: increasing returns; roundabout production; heterogeneous capital; division of labor; capital complementarity; structure of production.

**Résumé :** Eugen von Böhm-Bawerk soutenait, dans son ouvrage *La théorie positive du capital*, que des détours de production plus longs sont plus productifs physiquement, car le temps supplémentaire permet de produire davantage de biens de capital, ce qui accroît la productivité des facteurs originels de production. Lui-même et de nombreux économistes ultérieurs supposent qu'il existe des rendements décroissants liés à l'allongement du détour de production, au motif que la loi de la productivité marginale décroissante s'applique au stock de capital. Cependant, cette loi est mal appliquée au détour de production, car celle-ci viole l'hypothèse selon laquelle les unités du facteur de production sont homogènes. Nous soutenons qu'il existe, dans la nature même du détour de production, une résistance aux rendements décroissants, due à la division du travail et à l'exploitation de la complémentarité entre des biens de capital hétérogènes, et que cette résistance peut même engendrer des rendements croissants à mesure que le nombre de stades composant le détour de production augmente.

**Abstract:** Eugen von Böhm-Bawerk argued in his book *The Positive Theory of Capital* that longer production processes are more physically productive because the additional time allows for more capital goods to be produced which enhances the productivity of the original factors of production. He and many sub-sequent economists assume that there are diminishing returns to the length of the production process because the law of diminishing marginal productivity applies to the capital stock. However, the law is misapplied to the length of production because the latter violates the assumption that the units of the factor of production are homogeneous. We argue that there is a resistance to diminishing returns in the nature of the length of production due to the division of labor and the exploitation of complementarity between heterogeneous capital goods, and that this resistance may even yield increasing returns as the number of stages of production increases.

Jared Friesen

GRANEM, Université d'Angers

[jared.friesen@etud.univ-angers.fr](mailto:jared.friesen@etud.univ-angers.fr)

## 1 Introduction

The relationship between the length of a production process and its physical productivity was emphasized by Eugen von Böhm-Bawerk in his groundbreaking book *The Positive Theory of Capital* ([1889] [1959a](#)). According to him, longer production processes allow for more capital-intensive methods of production which enhance the productivity of the original factors of production, i.e., labor and land, increasing the total physical product of given quantities of original factors. Böhm-Bawerk assumes there are *diminishing returns to the length of production* eventually set in as the process is lengthened (p. 83), i.e., that each lengthening of the production increases physical productivity by a smaller amount than the last increase, and integrates this assumption in his theory of interest in the final chapter of his book (pp. 364–365). Taussig observes that this assumption is “an essential postulate of [Böhm-Bawerk’s] theory of interest” ([1896](#), p. 313); and indeed, the formal models and attempts at improving Böhm-Bawerk’s theory of interest by Wicksell ([1893] [1954](#), Bk. II; [1934] [1977](#), Pt. 2), Dorfman ([1959](#)), Lutz ([1967](#), Chs. 1–2), and Fillieule ([2015](#)) are all based on the traditional view. Other economists such as Petr and Potuzak ([2020](#)) and Ciborowski ([2023](#)) have likewise taken the traditional view for granted. The “canonical” discussions of the structure of production found in Hayek ([1931] [1935](#)), Rothbard ([1962] [2009](#), Chs. 5–9), and Garrison ([2001](#)) focus on the allocation of money across the different stages of production and only discuss the higher productivity of longer production processes in general terms, without addressing the returns to the length of production. Recent work elaborating on the physical side of the structure of production by Fillieule ([2005](#)) and Potuzak ([2022](#), Pt. 1) continue to use diminishing returns to the length of production.

However, Taussig criticizes the traditional view as “an unduly rigid version of the direction which is likely to be followed by progress and invention” ([1896](#), p. 313), and he writes that it is not consistent with historical counterexamples where technological innovation has increased physical returns of a production process ([1908](#)). Additionally, the law of diminishing marginal productivity does not strictly apply to the *heterogeneous* stock of capital goods produced throughout the production process; Romer ([1987](#), [1990](#)) writes that, given his assumptions, the inclusion of specialization in a model through a greater *variety* of factors of production can yield increasing returns to specialization. Contrary to Böhm-

Bawerk, Hayek ([1937](#)) and Lachmann ([1956](#)) write that increasing the number of stages of production may resist diminishing returns or yield increasing returns to the length of production because the series of stages that make up the structure of production allows for specialization and the exploitation of complementarity between factors of production.

In this paper, we will argue that the traditional view that there are diminishing returns to the length of production does not properly take into consideration the deepening of the division of labor and the greater exploitation of complementarity between heterogeneous capital goods that are in the nature of increasing the number of stages of production. For this reason, increasing the number of stages of production should resist diminishing returns to the length of production and might yield increasing returns. We outline the law of diminishing marginal productivity as it typically applies to homogeneous units of a factor of production in [Section 2](#). Then we will discuss Böhm-Bawerk's theory of roundaboutness and the traditional view that there are diminishing returns to the length of production through the application of the law of diminishing marginal productivity in [Section 3](#). We critique this application on the basis that capital goods are heterogeneous and we clarify the characteristics of two different concepts of the length of production, namely the length in terms of time and stages in [Section 4](#). Then we argue that the nature of the length of production is such that increasing it serves to resist diminishing returns or overpower it and yield increasing returns in [Section 5](#). Finally, in [Section 5.2](#), we illustrate a more nuanced relationship between the length of production and physical output, and relate it to the structure of production framework.

## **2 The Law of Variable Proportions**

All production involves multiple scarce factors of production. At a minimum, it requires labor and land, i.e., the original factors of production. Realistically, however, many different types of produced capital goods are also employed in production. In a world of scarcity, these factors of production must be economized. The microeconomic theory of production analyzes how scarce factors of production can be economically allocated by identifying the *optimal proportions* between one factor of production and all of the other factors of production. To identify these optimal proportions, we use the

relationship between the *total product*, the quantity of output produced, for different quantities of a *variable factor* of production in a given time period while holding the quantity of all other factors *fixed*. Critically, we assume that “*the units of the variable productive service are homogeneous*” (Stigler 1946, p. 117, emphasis added), that is, that they are equally serviceable with respect to the production of the good in question and the economization of its factors (pp. 112–113). We also assume that it is possible to freely vary the proportions of the factors being combined and that “the productive services which are held fixed in quantity must be readapted in form to the changing quantity of the variable service” (Stigler 1946, p. 122). In other words, there are *no indivisibilities*, meaning that inputs are perfectly divisible and can be adjusted in arbitrarily small increments rather than only in discrete units. Additionally, while it is always possible to change which technique is being used from the “*array of possible techniques available for the production of any commodity,*” there are “no improvements of the techniques of production” such as “any new inventions, improvements in organization, and the like” (Stigler 1946, p. 123). This variable proportions framework is depicted in [Figure 1](#).

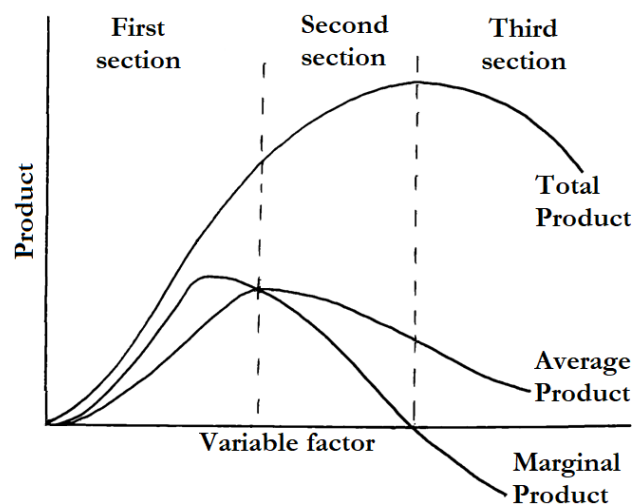


Figure 1 The variable proportions framework

The *average product* is the ratio between the total product and the quantity of the variable factor employed. The *marginal product* describes how the total product changes when another unit of the variable factor is added. The *law of variable proportions* states that both marginal and average product have a maximum point and both begin to decrease beyond certain quantity of the variable factor; because the average product is increasing when it is inferior to the marginal product and decreasing when it is superior to the marginal product, marginal product will begin decreasing first. When the marginal

product is decreasing but still positive, each additional unit of the variable factor increases total product by a smaller and smaller amount (i.e., total product increases at a decreasing rate) (in [Figure 1](#), this takes place in the middle of the “First Section”); when the marginal product is negative, total product decreases. In assuming that units of the variable factor are homogeneous, diminishing marginal product is not a consequence of a declining quality of the individual units of the variable factor, but because units “of equal ability are being employed less efficiently” (Stigler 1946, p. 117). Instead, the productivity of the variable factor is limited by the quantity of the fixed factors with which it is cooperating. The law of variable proportions is an implication of the reality that multiple factors are used in production (Rothbard [1962] 2009, pp. 34–36). If marginal and average product did not each have a maximum point, then any quantity of output would be possible by increasing the quantity of the variable factor even if the quantity of the other factors remained fixed and was very small. In this case, the variable factor would be the only factor of production, and the scarcity of the fixed factors would be irrelevant.

Mathematically, total product can be represented by a function of multiple factors of production:  $Q = f(a, b, c, \dots)$ , where  $Q$  represents total product, and the function’s arguments represent the quantities of different factors of production. Using this framework, we assume that the total product function is  $Q = f(a, \bar{b}, \bar{c}, \dots)$ , where  $a$  is allowed to vary, and the bar over  $b, c$ , etc. denote that they are fixed. The average product is equal to  $Q/a$ . The marginal product is equal to the derivative of the total product function with respect to  $a$ ,  $\frac{\partial f}{\partial a}$ . The law of variable proportions states that marginal product of  $a$  will begin to decrease after some level  $a_0$ , that is,  $\frac{\partial^2 f}{\partial a^2} < 0$  when  $a > a_0$ .

[Figure 1](#) is divided into three “Sections” for different levels of the variable factor. In the first section, the average product is increasing and is inferior to the marginal product; diminishing marginal productivity also sets in at some point in this section. The first section ends and the second section begins when the average product and marginal product are equal, at the maximum point of the average product curve. In the second section, both the average product and the marginal product are decreasing, and the former is superior to the latter. The second section ends and the third section begins when the marginal product becomes negative, after its curve intersects with the horizontal axis. In the third

section, the marginal product is decreasing and is negative. It is only wise for producers to employ a quantity of the variable factor that falls in the second section of the total product function because there is no excess of either the variable factor or the fixed factors, and the proportion actually chosen by the producer will depend on the prices of the factors. In the third section, the marginal product of the variable factor is *negative* because there is too much of the variable factor relative to the fixed factor; given a quantity of the fixed factor, a larger amount of output may be produced by decreasing the variable factor. The first section faces the inverse problem: there is too much of the fixed factor relative to the variable factor; if the fixed factors were not fixed, then given a quantity of the variable factor, a larger amount of output may be produced by decreasing the fixed factor.

It should be reemphasized that the curves illustrated in [Figure 1](#) only hold if the quantities of the various fixed factors do not change. If the quantity of a complementary factor increases, the entire system of product curves for the variable factor under consideration will shift upwards, potentially altering its optimal quantity. Note that we are describing a *shift* of the curves; the marginal and average product curves still each have a maximum point and will begin to decrease after a point, although maximum points may be pushed back. The variable factor is still limited by the other factors, but the upward shift represents that the limit has been alleviated somewhat.

We do not dispute the law of variable proportions insofar as its assumptions hold. The issue we will discuss in this paper involves the *misapplication* of this law to cases where the assumptions do not hold.

### **3 The Traditional View: Diminishing Returns**

#### **3.1 The Higher Productivity of More Roundabout Methods of Production**

In Böhm-Bawerk's ([1889] [1959a](#)) *The Positive Theory of Capital*, he discusses the productivity of labor and *roundabout* methods of production, which is his terminology for process of production with longer *lengths*. The most direct method of producing consumers' goods employs only *direct labor*, which works directly on the production of consumers' goods; but these methods are limited in their

productivity and in what they can produce. The use of *indirect labor* to first produce *intermediate goods* (or *capital goods*) involves “the conscription of an auxiliary power that is more potent or more clever than the human hand” which enhances the productivity of direct labor and allows for the production of *more consumers’ goods* or of *better consumers goods* which could not be produced by direct labor (p. 14). Since intermediate goods themselves must be produced, the adoption of more *indirect* or *roundabout* methods of production are necessary: an increase in the length of production in terms of time (an increase in *time-length*) makes possible the addition of more stages to the production process (an increase in *stage-length*) where capital can be produced in the early stages by indirect labor and then employed to better produce consumers’ goods in the later stages. Hence, Böhm-Bawerk defines “capital” as “*nothing but the sum total of intermediate products which come into existence at the individual stages of the roundabout course of progression*” (p. 14, emphasis in original). If a method of production “wisely follows an indirect [or more roundabout] course,” then it “is nothing more nor less than what the economist calls *capitalist* production” because it will employ more capital to make it more physically productive than a direct (or less roundabout) method of production (p. 14).

While “the *raison d’être* of [a more roundabout] way of organising production is, of course, that by lengthening the production process we are able to obtain a greater quantity of consumers' goods out of a given quantity of original means of production” (Hayek [1931] [1935](#) pp. 37–38), Böhm-Bawerk writes that these more roundabout methods of production are not immediately adopted by producers because there is a “disadvantage which attends the capitalist method of production” which “consists in a sacrifice of time. Capitalist roundaboutness is productive but time consuming. It yields more or better consumption goods, but not until a later time” ([1889] [1959a](#), p. 82), and so more roundabout methods will only be undertaken if consumers are willing to defer their consumption for a greater satisfaction further in the future.

Rothbard ([1962] [2009](#)) provides some clarity to some aspects of Böhm-Bawerk’s theory of the relationship between roundabout methods of production, capital goods, and productivity. First, Böhm-Bawerk writes about the length of production as increasing the productivity of labor, but Rothbard generalizes his analysis writing that the productivity of all original factors of production are enhanced by

longer production processes (p. 527). Second, he writes that “*man prefers his end to be achieved in the shortest possible time*” and that “the sooner any end is attained, the better” (p. 15, emphasis in original). So, Böhm-Bawerk’s theory assumes that “given any present [time-length] of production, a new investment will not be in a *shorter* process because the shorter, more productive process would have been chosen first” and so “any increase in capital goods can serve only to lengthen the structure, i.e., to enable the adoption of longer and longer productive processes” (p. 538). Fisher also states this assumption clearly: he writes that the proposition that longer production processes are

more productive than short processes is, as Böhm-Bawerk says, a general fact, not a necessary truth. The reason lies in *selection*. It is not true that, of all *possible* productive processes, the longest are the most productive; but it is true that, of all productive processes *actually employed*, the longest are also the most productive. No one will select a long way unless it is at the same time a better way. All the long but unproductive processes are weeded out (1907, p. 353).

It is for this reason that Böhm-Bawerk ([1921] 1959b, p. 2) emphasizes that it is only a *wisely chosen* lengthening of the production process that increases productivity.

### 3.2 Böhm-Bawerk’s Two Examples

Böhm-Bawerk ([1889] 1959a, pp. 10–11) provides two examples to illustrate the higher physical productivity that comes with longer lengths of production<sup>1</sup>; each example exemplified a different type of change to the production process. In his first example, he describes how a person might collect water from a spring. He may use only direct labor and collect water with cupped hands; if he has more *time*, he can engage in a different and longer method of production and first produce a *bucket* out of a log to use to collect more water; and if he has even more time, he can produce a series of *pipes* out of multiple logs to collect a greater amount of water. The water collector employs a *better type of capital good* depending on the time-length of production (i.e., how long he has to produce a capital good and employ it); he chooses to *change which capital good he will produce* in a *given number of stages of indirect labor* and employ in the stage of direct labor.

---

<sup>1</sup> Böhm-Bawerk also provides a third example about the production of eyeglasses to illustrate how some types of consumers’ goods cannot be produced with only direct labor and require the production and use of capital goods, but he does not discuss the lengthening of this production process (pp. 11–12).

In Böhm-Bawerk's second example, he describes how a person might quarry stones. He may use only direct labor and pull out stones with his hands; if he has more time, he can first procure iron which he can then use to produce chisels and hammers to more effectively extract stones; and if he has even more time, he can use the hammer and chisel "only to drive holes into the cliffside," then "devote [his] efforts to procuring charcoal, sulphur and saltpeter and then to mixing gunpowder," and then finally "pour the powder into the holes [he] bored before, and the ensuing explosion splits the rock" (p. 11). In this example, the quarrier uses chisels and hammers in both the second and third methods of production; the longer third method introduces gun powder. The quarrier is choosing to *produce an additional capital good in an additional stage of indirect labor* because the *time-length* of production increases sufficiently to increase the *stage-length*.

### 3.3 Diminishing Returns to the Length of Production

Böhm-Bawerk ([1889] [1959a](#)) makes the argument that there should be *diminishing returns to the length of production* when the quantities of original factors are fixed. He writes of it applying specifically to the *time-length* of production: "every succeeding increase in the length of the way [of production] is marked by a concomitant augmentation in productivity," but that "each step by which the way is lengthened in marked by a proportionately smaller technical improvement" (p. 83). He qualifies this proposition writing that diminishing returns to the length of production do not necessarily set in immediately, but that "this increase [in productivity] begins to fall off *at a certain point*" (p. 85, emphasis added). Böhm-Bawerk applies the law of diminishing marginal productivity to capital as justification, writing that the law "showed that where new capital is constantly added, the most recently added installment, while it does affect an increase in the productivity of labor, does so in constantly decreasing proportion" (p. 85).<sup>2</sup> He applies the law to the length of production because the greater productivity of longer production processes come from employing a greater quantity of capital goods. According to Böhm-Bawerk ([1921] [1959b](#), p. 19), diminishing returns to the length of production can only be

---

<sup>2</sup> Böhm-Bawerk defends diminishing returns to the length of production by arguing that it "is based on experience, and only on experience" (p. 83) and cites Thünen's description of the law of diminishing marginal productivity (p. 85). Fillieule writes that "these diminishing returns should rather be explained by the fact that there is a fixed factor, namely labor" ([2019](#), p. 536n).

avoided when other factors, such as labor, increase proportionately to the capital goods accumulated over the course of the production process. In this case, the condition that other factors remain fixed does not hold and the amount of capital per worker would not increase.

Wicksell ([1893] 1954, p. 122) illustrated the total product function described by Böhm-Bawerk that relates total product to the time-length of production; his total product function has diminishing returns at all lengths of production rather than setting in beyond a certain point. The *Wicksellian production function* is generalized in [Figure 2](#) by the function  $q = f(\tau)$ , where  $q$  represents physical output per worker and  $\tau$  represents the time-length of production, and technological knowledge is constant; the function initially depicts increasing returns as  $\tau$  increases, and diminishing returns once  $\tau$  increases beyond  $\hat{\tau}$ .<sup>3</sup>

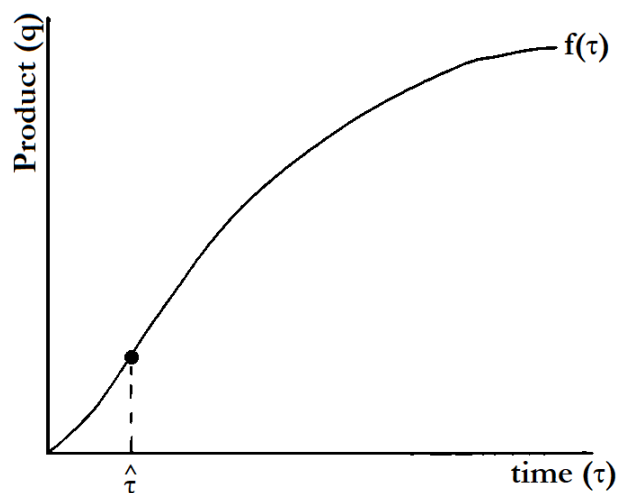


Figure 2 The Wicksellian production function

In the final chapter of *The Positive Theory of Capital*, Böhm-Bawerk puts forth his theory of interest involving a model of a producer choosing an optimal time-length of production to maximize his rate of interest ([1889] 1959a, Bk. IV, Ch. 3); although Lutz notes that it “is not the market rate of interest, but the internal rate of return (*ursprünglicher Zins*), i.e., the average rate of return earned in the process of production by the capital tied up in it” (1967, p. 12). The formal treatment of this theory by Wicksell ([1893] 1954, Bk. II) and Lutz (1967) is depicted in [Figure 3](#), and it makes clear that

---

<sup>3</sup> This more general production function is also found in Lutz (1967, p. 14).

diminishing returns to the time-length of production are *necessary* for the model to be solvable.<sup>4</sup> The model takes an amount of total wages ( $w$ ) as given, which is represented by a point on the vertical axis. Then, straight lines ( $d$ ) are drawn from  $w$  to the Wicksellian production function  $f(\tau)$  at the different levels of  $\tau$ , where the slope of these lines correspond to the rate of return. The equilibrium length of production is the one that maximizes the rate of return. In [Figure 3](#), lengths of production  $\tau_a$  and  $\tau_b$  correspond to the rate of return represented by  $d_1$ ; however, a higher rate of return can still be earned by choosing a length of production that falls in between  $\tau_a$  and  $\tau_b$ . The equilibrium length of production is  $\tau^*$  because it maximizes the rate of return, represented by  $d_2$  which is tangent to  $f(\tau)$ . No lengths of production correspond to a higher rate of return; the steeper line  $d_3$  does not correspond to any point on  $f(\tau)$ . For the model to be solvable, it is necessary that  $f(\tau)$  have diminishing returns in the limit; otherwise, for any finite  $\tau$  chosen by the producer, there would always be a longer  $\tau$  with a higher rate of return.

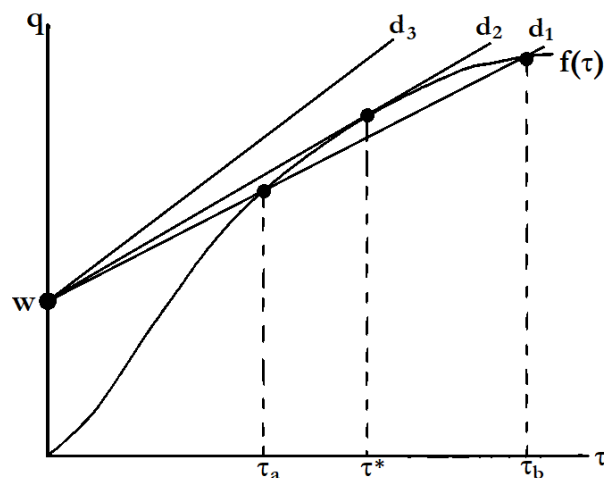


Figure 3 Equilibrium in Wicksell's model

In these models, the time-length of production is treated *as if* it were a factor of production in the context of the law of variable proportion described in [Section 2](#), i.e., the producer only chooses time-lengths of production that fall in the “second section” of the production function in [Figure 1](#).<sup>5</sup> However, the time-length of production is not in itself a factor of production, and the productivity of the original

<sup>4</sup> For a graphical exposition of the model, see Fillicule (2015).

<sup>5</sup> The extraordinary cases where the producer does not choose lengths of production that fall in the “second section” are cases where the model breaks down and yields an infinitely high or negative interest rates.

factors increases only because the time-length corresponds to the employment of a greater amount of produced factors of production.

## 4 Assessing the Traditional View

Appealing to the law of diminishing marginal productivity to capital to argue that there are diminishing returns to the length of production should be called into question because the law applies specifically to *homogeneous* units of a factor of production. In other words, when the time-length of a production process increases sufficiently to provide time for new capital goods to be produced, the law of diminishing marginal productivity strictly applies *only* in the unlikely case that the *composition of the capital goods being employed is unchanged*, i.e., if all the capital goods increase *in proportion to one another*.

In reality, it is highly likely that the composition of employed capital goods *will change*. Indeed, in both of the examples Böhm-Bawerk provides to illustrate the higher physical productivity that comes with increases to the time-length of production, increases in the length of production do not correspond to additional *homogeneous* units of a factor of production.<sup>6</sup> In the first example, the water collector chooses a method of production that involves a *different type* of capital good that better enhances the productivity of the original factors when the time-length of production increases sufficiently. In the second example, the quarrier chooses a more productive method that involves an *additional* capital good when the stage-length of production increases (made possible by a sufficient increase in the time-length); he can employ the additional capital good in a way that is *complementary* to the previously employed capital goods and thus further enhances the productivity of the original factors. There is also a third possibility where an increase in the stage-length allows the producer not just to add a new type of capital good, but to change the types of capital goods used in the existing stages; the producer adopts a *new combination* of capital goods that are complementary to each other. All three of these cases involve changes to the composition of capital goods being employed; new types of capital goods are being

---

<sup>6</sup> Böhm-Bawerk also provides a third example about the production of eyeglasses to illustrate how some types of consumers' goods cannot be produced with only direct labor and require the production and use of capital goods, but he does not discuss the lengthening of this production process (pp. 11–12).

introduced, and capital goods are being employed in new combinations. Therefore, Böhm-Bawerk misapplies the law of diminishing marginal product to the length of production. It is by no means necessary that, as the length of production increases, each change in the combination of capital goods being employed has a smaller impact on productivity than the last.

The precise concept of the length of production we have in view should also be clarified. Böhm-Bawerk and Wicksell discuss returns to the length of production in terms of *time-length*; it is true that an increase in time-length on its own may allow producers to adopt better capital goods and increase output, such as in Böhm-Bawerk's example about the water collector. However, Lachmann argues that our focus should instead be on the *stage-length* because "it is only if we make very restrictive assumptions that capital change can be regarded as a function of *time*," and that instead "the essence of the phenomena [of the length of production] rests in the increasing number of specific processing *stages*" (1956, p. 84, emphases added). The *process* of production is the sequence of *stages* of production; it is the stage-length that is more fundamental to the concept of the length of production. We concede that there exist cases where output increases with increases to the time-length of production even though the stage-length does not change (as we saw with Böhm-Bawerk's water collector example), but we will see in the following section that there is a *resistance to diminishing returns* in the nature of increases to the *stage-length* of production, which may even manifest in increasing returns to the stage-length of production.<sup>7</sup>

## 5 Resisting Diminishing Returns

We have seen that the standard law of diminishing marginal productivity does not strictly apply when the composition of capital goods employed in production changes, and that we should not assume that there are diminishing returns to the length of production on the basis of that law. In this section, we see that production processes with longer stage-lengths allow not only for additional capital goods to be produced, but they allow for better capital goods and for additional stages of production which serve

---

<sup>7</sup> We do not imply that that output increases by a smaller and smaller amount each time a producer can change from producing and employing one type of capital to a different type of capital good; these changes in productivity will not follow a precise pattern because they depend on technological knowledge.

to deepen the *division of labor* and *change the composition* of employed capital goods that make possible additional *complementarity*. These facts are not taken into account by economists such as Böhm-Bawerk who implicitly homogenize the heterogeneous capital goods employed in production, yet they bring additional increases in productivity associated with the stage-length of production *resist* the traditionally assumed diminishing returns to the length of production (to different degrees for different numbers of stages) and may yield *increasing* returns.

The stage-length of production is related to the division of labor, and increasing the stage-length of production deepens the division of labor. Rothbard writes that “the division of labor is not restricted to situations in which each individual makes all of one particular product,” rather it “may entail the specializing by individuals in the different *stages of production* necessary to produce a particular consumers’ good” ([1962] 2009, p. 102). Young (1928) argues that roundabout methods of production using indirect labor *is* the modern form of the division of labor described by Adam Smith. The greater physical productivity of the division of labor is a type of improvement that creates increasing returns or slows diminishing returns, although limited by Smith’s famous theorem that “the division of labour depends upon the extent of the market” (p. 529). Young writes that “with the division of labour, a group of complex processes is transformed into a succession of simpler processes, some of which, at least, lend themselves to the use of machinery” or other capital goods that are specialized to the tasks of the laborers, and that “in the use of machinery, and adoption of indirect processes there is a further division of labour, the economies of which are again limited by the extent of the market” (p. 530). The use of specialized capital goods is limited by the extent of the market because it is often only profitable to produce these goods when the extent of the market is sufficiently large. The production of these goods is unlikely to be profitable unless they can be sold to be used by producers in many different lines of production; were this not the case, Young writes that “it would be wasteful to make a hammer to drive a single nail; it would be better to use whatever awkward implement lies conveniently at hand” (p. 530). Additionally, a larger extent of the market makes profitable large-scale production using more physically productive methods because efficiency gains “which would be uneconomical if their benefits could not be diffused over a large final product” (p. 539).

To summarize, a sufficiently great extent of the market makes the production of specialized capital goods profitable in additional stages of production profitable and facilitates the specialization of labor tasks within the individual stage. Therefore, when the stage-length of production increases, specialization contributes an additional increase to the productivity of labor, on top of the increase that comes from the amount of capital goods employed, which resists or offsetting the diminishing returns to the length of production that would apply if the composition of employed capital goods did not change.

In addition to the division of labor, the composition of capital goods employed in production changes as the length of production increases, and the *complementarity* between capital goods is in the nature of the sequential character of the production process. Hayek's (1937) discussion of chains of investments describes how complementarity relates to physical marginal productivity of capital goods in the context of the production process. He writes that "the static proposition that an increase in the quantity of capital will bring about a fall in its marginal productivity [...], when taken over into economic dynamics and applied to the quantity of capital goods, may become quite definitely erroneous" (p. 174). On the contrary, depending "on the *kind of capital goods* which are produced or on the particular forms which current investment takes," the rate at which marginal productivity of capital diminishes may be lessened or the marginal productivity may *increase* (p. 174, emphasis added). Many investments are "undertaken in the expectation that further investment, for which the equipment that formed the object of the first investment will be needed, will take place at a later date" (p. 174). This *chain* of investments allows the capital goods produced by investments made earlier in the chain enhance the physical productivity of investments made later in the chain (p. 177).<sup>8</sup> So, increasing the stage-length of production allows different kinds of capital goods to be produced, which takes advantage of the complementarity between more factors of production and puts an upwards pressure on the marginal productivity of capital. Once again, increasing the stage-length of production offsets the

---

<sup>8</sup> In his paper, Hayek (1937) explicitly identifies the physical marginal productivity of capital with the rate of interest (p. 174). He holds that this rate of interest is determined by the *market for loanable funds* where the supply schedule is a function of savings and the demand schedule is a function of the marginal productivity of capital. He argues that the increase in the physical productivity of the later investments created by the earlier investments increases the demand for loanable funds, which increases the real interest rate.

traditionally assumed diminishing returns to the length of production.

Lachmann (1956, pp. 78–85) combines the insights about specialization with the insights about complementary capital goods. He writes that, “as capital accumulates there takes place a ‘division of capital,’ a specialization of individual capital items, which enables us to resist the law of diminishing returns” (p. 79). This division of capital is closely linked to the stage-length of production, and it is parallel to the division of labor and the complementarity of capital goods. When a production process’s stage-length increases, deepening the division of labor, more specialized capital goods enhance productivity of labor. It does so by improving the ability of labor to perform existing tasks or make possible different types of labor tasks that are more physically productive. The specialization that comes with the division of labor within a production process resists diminishing marginal productivity of capital because new types of capital goods are produced, which allows the process to adopt new more complex “composition of capital combinations” that take advantage of complementarity between heterogeneous capital goods (p. 79). Additionally, much like how some types of labor tasks are only possible when the requisite capital goods are at the disposal of the laborer, *indivisible capital goods* require a minimum amount of complementary capital goods to be profitable because they cannot be scaled down (pp. 80–81). Lachmann emphasizes investments in producing indivisible capital goods in particular as important for resisting the diminishing marginal productivity of capital because employing them tends to completely change the method of production undertaken in the production process; their use may change the composition of the complementary capital goods employed in the production process by necessitating that capital goods be relocated and may cause other capital goods to cease to be used altogether.

The division of capital and the greater exploitation of complementarity between capital goods resulting from changes to the composition of capital are in the nature of the greater productivity of production processes with longer stage-lengths, and they are critical for resisting diminishing returns and possibly producing increasing returns to the stage-length of production increases. Lachman writes:

Where existing capital is merely duplicated (‘widened’), operated by a given labour force, diminishing returns will soon appear. Where new capital resources, but of the type employed before, are being substituted for existing labour (‘deepened’), *we may have to wait a little longer for diminishing returns to make their appearance*, depending on the elasticity of substitution, but

appear they will in the end. The only way in which we can hope to resist the pressure of diminishing returns is by changing the composition of capital and enlisting an indivisibility which, with fewer complementary capital resources, could not have been used. *'Higher roundabout productivity' therefore has to be interpreted in terms of this case.* The only circumstances which permit it are those circumstances which permit *a higher degree of division of capital* (p. 82, emphases added).

The stage-length of production is related to the depth capital and the complexity of the combination of capital goods that takes advantage of more complementarity. Accordingly, increasing the stage-length of production deepens capital and can resist diminishing returns to the length of production or overpower it and yield increasing returns. The latter is only possible insofar as “a sufficient number of exploitable indivisibilities” exist, and Lachmann says that they usually do exist as an empirical matter (p. 81).

Lachmann argues that the importance of the time-length of production comes primarily from making increases to the stage-length of production possible. A longer stage-length of production deepens the division of labor, allows the production of new types of capital goods, and takes advantage of complementarity between capital goods in different stages. Lachmann writes that “capital specialization as a rule takes the form of an increasing number of processing stages and a change in the composition of the raw material flow as well as of the capital combinations at each stage” (pp. 84–85), and he describes stages as “essentially layers of specialized capital equipment through which the ‘original factors’, i.e. raw materials, gradually filter on their journey to the consuming end” (p. 83).

## 5.1 A Note on Aggregate Production Functions

While the standard law of diminishing marginal productivity, described in [Section 2](#), applies only to *homogeneous* units of a factor producing a good, the neoclassical macroeconomic analysis of economic growth, based on Solow’s (1956) model, applies the law to an aggregate measure of all of an economy’s physical capital goods despite the heterogeneity that exists in reality. This approach uses an *aggregate production function* that relates total physical output to technological knowledge, labor, and a *composite capital factor* that represents an aggregate of “the community’s *stock of capital*” (p. 66, emphasis added). The per-capita form of this function generally takes the form of

$$q_t = f(A_t, k_t),$$

where, in time period  $t$ ,  $q_t$  represents per-capita total annual physical output, and  $k$  represents the per-capita quantity of the composite capital factor. This model assumes that the quantity of labor grows at a constant rate over time and that the law of diminishing marginal productivity applies to  $k_t$ , holding the other factors fixed. The variable  $A_t$  is generally identified with “technological knowledge” (Solow 1956, p. 85) but it more generally called *total factor productivity* because it represents “the portion of output not explained by the amount of inputs used in production,” and so “its level is determined by how efficiently and intensely the inputs are utilized in production” (Comin 2018).

The same critiques levelled against Böhm-Bawerk’s aggregation of heterogeneous capital goods in [Section 4](#) therefore also apply to the neoclassical aggregate production function. The composite capital factor only represents the same factor if its composition remains the same, i.e., if all of the capital goods that make it up change in proportion to one another. In reality, it is likely that investing in producing new capital goods will involve *changes to the composition* of capital goods employed in production because these investments introduce new stages of production or involve different stages of production where different types of capital goods are produced and employed. Using the standard Variable Proportions framework in [Figure 1](#) from the point of view of the original composite factor  $k$ , an investment that increases the stage-length of production changes the fixed factor and entails an upwards shift in the product functions for  $k$ . Therefore, the strict application of diminishing marginal productivity of capital does not apply to the aggregate level.

Alternatively, the per-capita quantity of the composite capital factor can be represented as a per-capita quantity of a *different composite capital factor*, which we can call  $\varphi_t$ , which is characterized by a *different aggregate production function*, whose per-capita form will be

$$q_t = f(A_t, \varphi_t).$$

The units of  $k$  and  $\varphi$  are not comparable because they represent different compositions of capital goods. Therefore, assuming that total factor productivity is held constant (i.e.,  $A_1 = A_2 = \bar{A}$ ), in an investment scenario where the composite capital factor changes from  $k$  to  $\varphi$ , output changes from  $q_1 = f(\bar{A}, k_1)$

to  $q_2 = f(\bar{A}, \varphi_1)$ . We can only state that  $q_2 > q_1$  after the investment because we are producing one type of consumers' good (and because it would be unwise for a producer to make an investment that would decrease output), but we cannot necessarily say that  $\varphi_2 > k_1$ . Consequently, we cannot meaningfully plot these two production functions in a graph with a shared "capital" dimension, i.e., they cannot share the horizontal axis is [Figure 1](#). Furthermore, Lachmann notes that the reallocation of capital goods caused by an investment in an indivisible capital good might cause some capital goods to "lose their capital character altogether" as they are ceased to be used ([1956](#), p. 80).

The neoclassical aggregate production function assumes that the composite capital factor does not change and measures  $k_t$  by its monetary value.<sup>9</sup> So, using the same investment scenario with this model, output changes from  $q_1 = f(A_1, k_1)$  to  $q_2 = f(A_2, k_2)$ , where  $q_2 > q_1$  and  $k_2 > k_1$ ; the investment is measured as part of  $k_t$  and the productive effects of changing to the composite capital factor are measured as part of the total factor productivity  $A_t$  ([Comin 2018](#)). Solow does concede that diminishing marginal productivity is not necessarily present throughout the entire function, and that "many other configurations are a priori possible" ([1956](#), p. 71), but the standard neoclassical aggregate production function assumes that they are present throughout ([Nell 2018](#), p. 32).

## 5.2 Romer's Model of Increasing Returns to Specialization

Romer ([1987](#)) provides an alternative model of returns to specialization that recognizes the heterogeneity of capital goods, which can be used to illustrate the returns to the stage-length of production. His formal model illustrates the effect of the division of labor within a production process, where laborers specialize across a variety of activities using specialized tools and machines, which increases the variety of intermediate goods used in production. These intermediate goods make up the stock of capital used in production. He uses this model to argue that there are increasing returns to specialization. His model uses the Dixit-Stiglitz aggregator

$$Y(L, x) = L^{1-\alpha} \int_0^M x(i)^\alpha di,$$

---

<sup>9</sup> Some economists have criticized measuring aggregate  $k_t$  by its monetary value because of an underlying accounting identity ([Felipe and McCombie 2014](#)).

(5.1)

as a production function to take into account *different types of intermediate goods*. In this function,  $Y$  represents total annual physical output,  $L$  represents the quantity of labor factors,  $M$  represents the variety of *types* of intermediate goods produced by different labor activities,  $x(i)$  measures the quantity of intermediate good type  $i$  being employed, and  $0 < \alpha < 1$  is the elasticity parameter of each type of input implying that the law of diminishing marginal productivity applies to each *individual* type of intermediate good *symmetrically* (and that there are no sections of increasing marginal product).

If the total quantity of inputs is equal to  $N$ , then

$$x(i) = \frac{N}{M}, \tag{5.2}$$

that is, the  $N$  total inputs are allocated equally among all  $M$  of the different types of intermediate inputs because all of the types are symmetrical (i.e., the exponent of  $x(i)$  is  $\alpha$  for all  $i$ ) (p. 57). The aggregator can be rewritten as

$$Y(L, \{N, M\}) = L^{1-\alpha} \int_0^M \left(\frac{N}{M}\right)^\alpha di, \tag{5.3}$$

which simplifies to

$$Y(L, \{N, M\}) = M^{1-\alpha} (L^{1-\alpha} N^\alpha) \tag{5.4}$$

In this model, increasing  $M$  increases  $Y$ , even if we hold  $L$  and  $N$  constant. Romer notes that, equation (5.4) “appears to exhibit increasing returns to scale, but  $N$  and  $M$  are not the relevant inputs. As a function of labor  $L$  and the list of intermediate inputs  $x(i)$ ,  $Y$  is a concave production function [i.e., with diminish marginal product] that is homogeneous of degree 1” and therefore has constant returns to scale (p. 57).

Romer assumes that the primary input  $Z$  is used to produce the intermediate inputs  $x(i)$  according to the cost function  $h(x(i))$ , measured in units of  $Z$  (p. 57). The cost function has a U-shaped average cost curve, and it is greater than the quasi-fixed cost  $\bar{h}$  when  $x(i) > 0$ . The economy’s resource

constraint is therefore

$$\int_0^M h(x(i)) di \leq Z, \tag{5.5}$$

which states that the cost of production multiplied by the different types of intermediate goods cannot exceed the total amount of the primary input. Since the model assumes that all the intermediate inputs are symmetric, the quantity  $\bar{x}$  will be produced for each type of intermediate good in equilibrium when producers minimize costs, i.e.,  $x(i) = \bar{x}$  for all  $i$  (p. 58). So, when we assume that the constraint binds, it can be simplified to

$$Mh(\bar{x}) = Z, \tag{5.6}$$

where  $h(\bar{x})$  is a constant because  $\bar{x}$  is a constant. It is clear here that  $M$  multiplied by a constant is equal to  $Z$ , so  $M$  increases proportionately to  $Z$ .<sup>10</sup> We can rearrange (5.2) to get  $N = M\bar{x}$ ; and given (5.6), it can be rewritten as

$$N = \left( \frac{Z}{h(\bar{x})} \right) \bar{x}. \tag{5.7}$$

This equation tells us that  $N$  also increases proportionately to  $Z$ .

In his dynamic model, the primary input  $Z$  comes from savings:

$$\dot{Z} = Y(1, x) - c. \tag{5.8}$$

where  $\dot{Z}$  represents the change in the stock of  $Z$  over time, and  $c$  represents consumption; Romer assumes for simplicity that  $L = 1$ , i.e., that the aggregate stock of labor is equal to 1 (p. 60). Given equations (5.6) and (5.7), we can see that “both  $N(t)$  and  $M(t)$  are proportional to  $Z(t)$ ” (p. 62). So, if we impound the constants from those two equations into a constant variable  $\Phi$ , equation (5.4) at time  $t$  can be written as

$$Y(t) = M(t)^{1-\alpha} (L^{1-\alpha} N(t)^\alpha)$$

---

<sup>10</sup> Romer takes the cost function  $h(x) = (1 + x^2)/2$  as an example. In this case, he calculates the equilibrium quantity of  $\bar{x} = (\alpha/(2 - \alpha))^{1/2}$  for each type of intermediate input and  $M = Z(2 - \alpha)$  (1987, p. 58).

(5.9)

which simplifies to

$$Y(t) = \Phi Z(t)L^{1-\alpha}. \tag{5.10}$$

If we hold  $L$  constant and increase savings, increasing  $Z(t)$  increases not only the quantity of total inputs  $N(t)$ , but also the variety of intermediate inputs  $M(t)$ ; it is the joint increase in these two variables resists diminishing returns.

From the point of view of an individual type of intermediate good, say  $i = i_0$ , there is diminishing marginal product to increasing the quantity  $x(i_0)$ , as evidenced by its exponent in equation (5.1). However, the production of complementarity intermediate goods increases the constant term by which  $x(i_0)^\alpha$  is multiplied, which shifts the total product curve for  $i_0$  upwards. In the special symmetrical case considered by Romer where  $M(t)$  and  $N(t)$  increase perfectly proportionally to  $Z(t)$ , the exponent on  $Z(t)$  in equation (5.10) is 1, so the resistance to diminishing returns due to variety is exactly enough that “the rate of return [i.e., the marginal product] on capital does not decrease with the level of the capital stock” and that “growth can continue indefinitely” (p. 62).<sup>11</sup>

Romer makes some simplifying assumptions, and their conclusions should be made explicit. He assumes that all intermediate goods are symmetrical, and he assumes that the intermediate goods can meaningfully be aggregated into  $N$ . Were these assumptions dropped, there would not be an equal quantity of the different types of intermediate goods, (i.e., we could no longer write equation (5.2), and it would not be possible to transform equation (5.1) neatly into equation (5.4)); however, the marginal productivity of the individual types of intermediate goods would still be equalized by the producer. Additionally, Lachmann’s (1956, p. 80) observation that changes to the composition of capital may prompt the disinvestment of certain types of capital goods is not possible in this model because of these two simplifications. Romer’s assumptions also imply that there are no indivisibilities, which means that

---

<sup>11</sup> Romer also discusses distribution. He writes that increase  $Z$  by 1% while holding  $L$  fixed will increase  $Y$  by 1%; the fraction  $\alpha$  is paid to capital, and “the remaining  $1 - \alpha$  percent increase shows up as increased wages for labor, so labor receives the surplus arising from the apparently increasing returns” (1987, p. 62).

Lachmann's (pp. 80–81) discussion of increasing returns to the length of production based on indivisibilities is not depicted in this model.

With these caveats in mind, Romer's model can serve as a basic mathematical illustration of the returns to the length of production. The number of varieties of intermediate goods  $M$ , which is increased by an increase in saving and the production of capital goods, is a *corollary to the stage-length of production* which increases for the same reasons. Each stage represents a different type of labor activity whose productivity can increase due to the use of specialized capital goods and complementarity with capital goods in other stages. So, Romer's illustration of the resistance to diminishing returns that comes with an increase in variety of capital goods also illustrates the same for increases in the stage-length of production; although he uses a special case where the exponent on  $Z(t)$  is 1 in equation (5.10) due to perfectly proportional increases in  $M(t)$  and  $N(t)$ , implying a constant rate of return to capital, realistically there may also be sections of a *resisted* diminishing or increasing rate of return to capital. Furthermore, although entire production process takes place in one time period where all the intermediate goods are produced simultaneously and then employed to produce the consumers' goods in Romer's model, conceiving of production as a sequence of stages is not only a more realistic framework, but it allows the model to explain improvements in production to come from *temporal* complementarity, where the production that takes place in earlier stages of production increases the productivity of subsequent stages.

## 6 A New Framework

### 6.1 The New Wicksellian Production Function

In the previous section, we described how the productivity gains of increasing the stage-length of production may resist or overpower the diminishing returns to the length of production assumed by Böhm-Bawerk. Recognizing these facts, a realistic production function that relates the production of a particular consumers' good to the stage-length of the production process that produces it is therefore likely to be more complex than the function described in [Section 3.3](#) and the Wicksellian production

function illustrated in [Figure 2](#). This *New Wicksellian production function* will be monotonically increasing because producers will not engage in a longer production process that is less physically productive. Although increasing the stage-length the production process will serve to resist diminishing returns, it does not do so to the same degree at all stage-lengths of production. It will depend on technological knowledge about possible methods of producing the consumers' good and of combining different types of capital goods, and on the feasibility and profitability of the production process. So, certain portions of the function may have decreasing, constant, or increasing returns to the length of production.

[Figure 4](#) depicts a *hypothetical New Wicksellian production function*  $q = f(\lambda)$  where  $q$  represents total annual physical output of a consumers' good per worker and  $\lambda$  represents the stage-length of production, and technological knowledge is constant. The returns to the stage-length of production is equal to the difference in productivity between two adjacent stage-lengths; the returns at the stage-length  $n$  is equal to  $f(n) - f(n - 1)$ . The function's returns to the stage-length of production follow an irregular pattern because diminishing returns are resisted to different degrees at different stage-lengths. Different types of consumers' goods will have different New Wicksellian production functions with different patterns of returns to the stage-length of production, and the same type of consumers' good will have a different New Wicksellian production function if technological knowledge and capacity change.

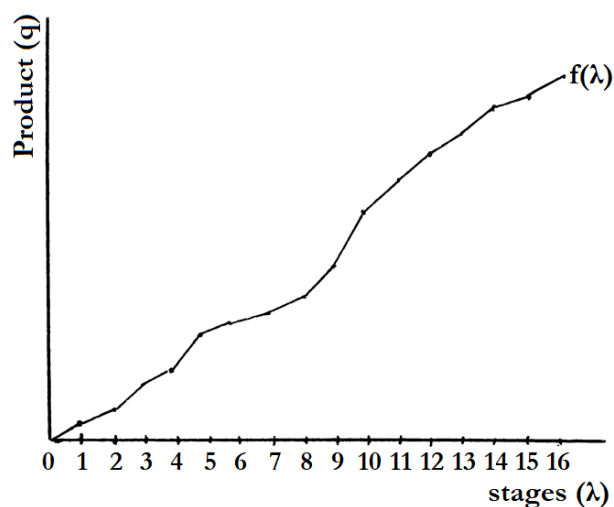


Figure 4 A hypothetical New Wicksellian production function

If the producer invests in *replicating* the existing production process, which does not increase the stage-length of production, then capital is *widened* and the composition of the capital goods involved in the process will not change, i.e., all capital goods increase in proportion to one another. In this case, the law of diminishing marginal productivity will apply *to this capital composition* because the quantity of labor and land is fixed.

It bears repeating that the horizontal axis of the function represents the length of production in terms of stages, and not identical to the length of production in terms of time (as depicted in [Figure 2](#)). Individual stages of a production process may take different amounts of time, and increasing the stage-length of production may alter how much time is taken by individual stages. Additionally, the New Wicksellian production function is different from the typical total product function depicted in [Figure 1](#). Increases in the stage-length of production do *not* correspond to the increase in output as a consequence of an increase in a single variable of the total product function while holding all other inputs fixed. Instead, it also represents the increases in output that result from the division of labor, an increase in the quantity of other inputs, and the introduction of new types of inputs.

## 6.2 Relationship with the Structure of Production

We have discussed the returns to the stage-length of production, but we have not yet discussed what determines the stage-length of production. Producers are concerned with their profits in monetary terms, and not necessarily with the physical returns to the stage-length of production. So, we will have to look at the structure of production framework found in authors such as Hayek ([1931] [1935](#)), Rothbard ([1962] [2009](#), Chs. 5–9), and Garrison ([2001](#)). The structure of production is used to illustrate how money is allocated along the different stages of production. Aside from the general statement that there is a positive relationship, they leave the physical returns to the length of production unaddressed in their discussion of the monetary side of production, in part because their focus is on the monetary causes of the business cycle rather than physical production per se.

The structure of production depicts a multi-stage production process that begins in the *highest* stage of production and moves to lower and lower stages until the consumers' good is produced and

sold. In the highest stage of production, original factors are paid to produce a capital good which is then sold to the next stage; each subsequent stage buys a capital good from the previous stage and sells a capital good to the next stage, until the lowest stage sells a finished consumers' good is sold to a consumer. There is a price spread between each stage that reflects the interest rate in monetary terms, or the pure interest rate. When consumers' rate of time preference decreases, they become more willing to postpone consumption and their savings rate increases, so they spend less on consumers' goods and invest more. Consequently, the monetary interest rate decreases, and it becomes profitable for producers to undertake a method of production with a longer stage-length that is more physically productive; the monetary rate of return of this method was below the old interest rate but is above the new interest rate.

For simplicity, we will make two assumptions. First, we assume that each stage is 1 year long, which allows us to calculate the amount of investment in each stage using a simple formula using the annual interest rate. Second, we assume that all original factors are employed in the first stage, implying that the entire price spread between each stage of production is equal to the interest payment. (Without the second assumption, a stage's price spread would be equal to the interest payment plus payments to original factors employed in that stage.)

Given a money supply ( $M$ ), consumers spend some amount of their money on consumers' goods ( $C$ ), and they save and invest the remaining money ( $I = M - C$ ). The money invested is used to buy capital goods from the previous stage or to pay the original factors of production; the total investment is spent along the  $\lambda$  stages of production, and  $I_n$  is equal to the amount of money invested in a given stage. The savings rate ( $s = I/C$ ) is inversely related to the monetary interest rate ( $i$ ) which is equal to the price spread between the stages of production as a percentage; a greater amount of savings corresponds to a decrease in the interest rate. Given  $C$ ,  $I_n$  is equal to  $\frac{C}{(1+i)^n}$ ; the  $\lambda$  is determined by how many stages the investment  $I$  can be distributed across given  $i$ , and the total physical output can be found in the corresponding New Wicksellian production function  $f(\lambda)$ . Three example scenarios are depicted in [Table 1](#). In *Scenario 1*, consumers spend  $C = 201$  and save  $I = 519$  with an interest rate of  $i = 20\%$ , and the production process is found to be  $\lambda = 4$  stages long. In the other two scenarios, consumers save

more, lowering the interest rate and increasing the number of stages of production.

	<b>C</b>	<b><math>I_1</math></b>	<b><math>I_2</math></b>	<b><math>I_3</math></b>	<b><math>I_4</math></b>	<b><math>I_5</math></b>	<b><math>I_6</math></b>
<b>Scenario 1:</b> $I/C = 519/201$ $i = 20\%$	<b>201</b>	167	139	116	97	-	-
<b>Scenario 2:</b> $I/C = 555/165$ $i = 15\%$	<b>165</b>	144	125	109	95	82	-
<b>Scenario 3:</b> $I/C = 585/135$ $i = 10\%$	<b>135</b>	122	111	101	92	83	76

Table 1 Three structures of production where  $M = 720$

The structure of production can also be depicted graphically; the upper panel of [Figure 5](#) depicts three structures: *a*, *b*, and *c*.<sup>12</sup> The structures are depicted as straight lines for simplicity. The intercept on the left-hand side of the graph represents the amount of spending on the consumers' good, and the area underneath the line represents the amount of investment spending. The height of the line at different stages of production represents the amount of investment spending allocated to that stage, and the line's slope reflects the monetary interest rate. A hypothetical New Wicksellian production function is depicted in the lower panel of [Figure 5](#). In the upper panel, *Structure a* has some level of spending on consumers' goods, investment spending, and rate of interest which determines that the length of production is equal to four stages, which corresponds to a total physical output of  $f(4)$  in the lower panel. In *Structure b*, consumers spend less on consumers' goods and have a higher savings rate, the slope of the line becomes less steep reflecting the decrease in the monetary interest rate, and the length of production increase to five stages; total physical output increases to  $f(5)$ . Likewise for *Structure c*.

---

<sup>12</sup> The three scenarios do not correspond to the numerical values from [Table 1](#).

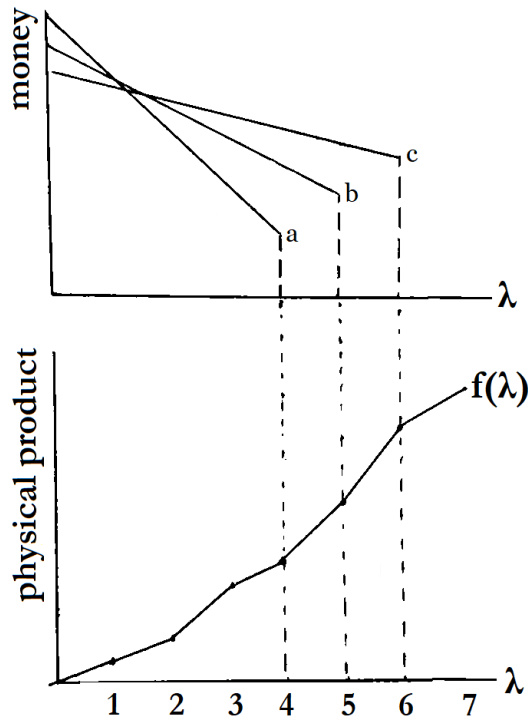


Figure 5 A structure of production with a the New Wicksellian production function

It is the monetary interest rate, that reflects consumers' rate of time preference, that "impos[es] a limit on the length of the production processes and therefore on the maximum amount produced" of physical output (Rothbard [1962] [2009](#), p. 539). So, it is not necessary that the length of production falls in a section of the total production function where there are diminishing returns (or more precisely, in the "second section" of the total product function as depicted in [Figure 1](#)), as was required in Böhm-Bawerk and Wicksell's model (discussed in [Section 3.3](#)). The length of production is completely determined by the structure of production in the upper panel of [Figure 5](#), and the length of production determines total output in the lower panel.

The relationship between the structure of production and New Wicksellian production function also illustrates the important *distinction between the monetary rate of interest and the physical returns to capital*.<sup>13</sup> Both of these elements are determined differently. In the structure of production, the

---

<sup>13</sup> Hayek's ([1937](#)) paper that discusses chains of investments that increase the marginal productivity of capital employs a productivity theory of interest by explicitly equating the marginal productivity of capital with the interest rate. He employs this discussion to explain why the interest rate rises near the end of a business cycle. Further research may be done in reconciling his analysis with a theory of interest that distinguishes between physical and monetary returns.

*monetary* rate of interest (the price spreads that form the slope of the line) *decreases each time* the stage-length of production increases because it is inversely related to consumers' rate of savings. At the same time, the *physical* returns to the length of production do not necessarily decrease (and are in fact increasing in [Figure 5](#) as the stage-length increases from four to six) because of the resistance to diminishing physical returns as the stage-length of production increases; this element is determined by the shape of the New Wicksellian production function, which depends on technological knowledge, and the feasibility and profitability of different methods of production.

## 7 Conclusion and Further Research

In this paper, we have sought to describe the nature of the relationship between the length of production and physical output. The pattern of returns to the stage-length of production is not simply diminishing, rather it follows a more complex pattern because of the productivity gains that come from the division of labor and use of specialized capital goods that are complementary to each other that resist diminishing returns. It is worth noting that the elements that resist diminishing returns and generate increasing returns, as discussed by Young ([1928](#)), Hayek ([1937](#)), and Lachmann ([1956](#)), were already present in the literature either before or during the rise in popularity of Solow's ([1956](#)) aggregate production function approach, but no serious effort was made to incorporate them. Leijonhufvud writes that the standard intergenerational equilibrium model framework assumes "smooth convexity of production sets in all dimensions," and he speculates that the reason this approach "has not managed to survive in the latter half of the twentieth century [...] is that nonconvexity is absolutely central to it. It is in essence, a translation of Smithian division of labor theory into a sequential temporal context and the *productivity of increased roundaboutness* is Smithian increasing returns in a somewhat new dress," ([2006](#), p. 29).

The relationship between the New Wicksellian production function and the monetary interest rate must be further developed. As we saw in [Section 6.2](#), the decrease in the monetary rate of interest makes additional methods of production become monetarily profitable to producers that are more physically productive, that is, those lines of production whose monetary rate of return was below the old interest

rate but is above the new interest rate. In the strictly triangular structure of production model employed by Garrison (2001), where monetary spending in the highest stage of production is equal to zero, each length of production corresponds to one rate of interest as long as the money supply remains constant. However, in the more general model without Garrison's restriction, such as the models used by Hayek ([1931] 1935) and Rothbard ([1962] 2009, Chs. 5–9), lengths of production may correspond to multiple rates of interest; this observation is made explicit by Hülsmann (2011). If the possibility that multiple interest rates are possible for the same stage-length of production is allowed, the New Wicksellian production function may shift upwards when the interest rate decreases. In other words, if there are two methods of production for the same good with the same stage-length of production, the method undertaken in an economy with a lower monetary interest rate may be more physically productive than the method undertaken in an economy with a higher monetary interest rate because only the former economy is able to use that method profitably. For example, suppose that some production processes followed the New Wicksellian production function depicted in [Figure 4](#) as the stage-length of production was increased, but that consumers decide to stop saving and to spending more money on consumption; the stage-length of production will now begin to decrease. Now, as the stage-length falls, suppose that the monetary interest rate increases at a slower (or faster) pace than it did when the stage-length was increasing; as the stage-length falls, the quantity of physical output at each stage-length of production may be higher (or lower) than it was when the stage-length was increasing.

Further research may also examine whether equilibrium in Böhm-Bawerk and Wicksell's model of the internal rate of return, discussed in [Section 3.3](#), can be reconciled with increasing returns to the length of production. Similar to Young's (1928, pp. 540–542) attempt to bring a model of increasing returns into equilibrium, it may be done with a dynamic model where the production function at a given point in time has diminishing returns to allow for an equilibrium, but that increasing returns manifests itself as a shift in the production function over time because of a change in a different variable.

## References

- Böhm-Bawerk, Eugen von. [1889] 1959a. *Positive Theory of Capital*. Three Volumes in One. Translated by George D. Huncke and Hans F. Sennholz. Vol. 2. *Capital and Interest*. South Holland, IL: Libertarian Press.
- . [1921] 1959b. *Further Essays on Capital and Interest*. Three Volumes in One. Translated by Hans F. Sennholz. Vol. 3. *Capital and Interest*. South Holland, IL: Libertarian Press.
- Ciborowski, Rober W. 2023. “Capital and Time—Sources of Innovation in Economic Development. An Austrian Economic Perspective.” In *The Austrian School of Economics in the 21st Century: Evolution and Impact*, edited by Annette Godart-van der Kroon and Joseph T. Salerno, 17–41. Cham, Switzerland: Springer Nature.
- Comin, Diego. 2018. “Total Factor Productivity.” In *The New Palgrave Dictionary of Economics*, 3rd ed., 13720–3. London: Palgrave MacMillan.
- Dorfman, R. 1959. “A Graphical Exposition of Böhm-Bawerk's Interest Theory.” *The Review of Economic Studies* 26 (2): 153–158.
- Felipe, J. and J.S.L. McCombie. 2014. “The Aggregate Production Function: ‘Not Even Wrong.’” *Review of Political Economy* 26 (1): 60–84.
- Fillieule, Renaud. 2005. “The ‘Values-Riches’ Model: An Alternative to Garrison’s Model in Austrian Macroeconomics of Growth and Cycle.” *The Quarterly Journal of Austrian Economics* 8 (2): 3–19.
- . 2015. “A Comprehensive Graphical Exposition of the Macroeconomic Theory of Böhm-Bawerk.” *The European Journal of the History of Economic Thought* 22 (2): 300–321.
- . 2019. “The Macroeconomic Models of the Austrian School: A History and Comparative Analysis.” *The Quarterly Journal of Austrian Economics* 22 (4): 533–564.
- Fisher, Irving. 1907. *The Rate of Interest: Its Nature, Determination and Relation to Economic Phenomena*. New York, NY: MacMillan.
- Garrison, Roger W. 2001. *Time and Money: The Macroeconomics of Capital Structure*. London: Routledge.
- Hayek, F.A. [1931] 1935. *Prices and Production*. 2nd ed. New York, NY: Augustus M. Kelley Publishers.
- . 1937. “Investment that Raises the Demand for Capital.” *The Review of Economics and Statistics* 19 (4): 174–177.
- Hülsmann, Jörg Guido. 2011. “The Structure of Production Reconsidered.” *Université d’Angers: GRANEM Working Paper no. 2011–09–034*.
- Lachmann, Ludwig M. 1956. *Capital and its Structure*. London: London School of Economics and Political Science.
- Leijonhufvud, Axel. 2006. “Episodes in a Century of Macroeconomics.” In *Post Walrasian Macroeconomics: Beyond the Dynamic Stochastic General Equilibrium Model*, edited by David Colander, 27–45. Cambridge: Cambridge University Press.
- Lutz, Friedrich A. 1967. *The Theory of Interest*. Dordrecht, Holland: Reidel Publishing.

- Nell, Edward J. 2018. "Accumulation of Capital." In *The New Palgrave Dictionary of Economics*, 3rd ed., 28–36. London: Palgrave MacMillan.
- Nemec, Petr, and Pavel Potuzak. 2020. "Loan Maturity Mismatching and the Natural Yield Curve." *Working paper*.
- Potuzak, Pavel. 2022. *Austrian Theory of Capital and Business Cycle; A Modern Approach*. Palgrave Studies in Austrian Economics. Cham, Switzerland: Palgrave MacMillan.
- Romer, Paul M. 1987. "Growth Based on Increasing Returns Due to Specialization." *The American Economic Review* 77 (2): 56–62.
- . 1990. "Endogenous Technological Change." *Journal of Political Economy* 98 (5): 71–102.
- Rothbard, Murray N. [1962] 2009. *Man, Economy, and State with Power and Market*. Scholar's Edition, section edition. Auburn, AL: Ludwig von Mises Institute.
- Solow, Robert. 1956. "A Contribution to the Theory of Economic Growth." *The Quarterly Journal of Economics* 70 (1): 65–94.
- Stigler, Joseph A. 1946. *The Theory of Price*. New York, NY: Macmillan.
- Taussig, F.W. 1896. *Wages and Capital: An Examination of the Wages Fund Doctrine*. London: Macmillan.
- . 1908. "Capital, Interest, and Diminishing Returns." *The Quarterly Journal of Economics* 22 (3): 333–363.
- Wicksell, Knut. [1893] 1954. *Value, Capital and Rent*. Translated by S. H. Frowein. London: George Allen & Unwin Ltd.
- . [1934] 1977. *Lectures on Political Economy*. Vol. 1, *General Theory*. Translated by E. Classen, edited by Lionel Robbins. Fairfield: Augustus M. Kelley.
- Young, Allyn A. 1928. "Increasing Returns and Economic Progress." *The Economic Journal* 38 (152): 527–542.

Les autres documents de travail du GRANEM accessibles sur le site Web du laboratoire à l'adresse suivante :  
<http://granem.univ-angers.fr/fr/actualites/cahiers-du-granem.html> :

Numéro	Titre	Auteur(s)	Discipline	Date
2008-01-001	The Cognitive consistency, the endowment effect and the preference reversal phenomenon	Serge Blondel, Louis Lévy-Garboua	Théorie du risque	octobre 2008
2008-02-002	Volatility transmission and volatility impulse response functions in European electricity forward markets	Yannick Le Pen, Benoît Sévi	Econométrie appliquée	octobre 2008
2008-03-003	Anomalies et paradoxes dans le cas des choix alimentaires : et si les carottes n'étaient pas oranges ?	Serge Blondel, Christophe Daniel, Mahsa Javaheri	Economie expérimentale	octobre 2008
2008-04-004	The effects of spatial spillovers on the provision of urban environmental amenities	Johanna Choumert, Walid Oueslati, Julien Salanié	Economie du paysage	octobre 2008
2008-05-005	Why do rational people vote in large elections with costs to vote?	Serge Blondel, Louis Lévy-Garboua	Théorie du risque	novembre 2008
2008-06-006	Salaires, conditions et satisfaction au travail	Christophe Daniel	Economie du travail	novembre 2008
2008-07-007	Construction communicationnelle du stock de connaissances de la compétence collective – Contribution à partir d'une conversation.	Nicolas Arnaud	Gestion des ressources humaines	décembre 2008
2008-08-008	On the non-convergence of energy intensities: evidence from a pair-wise econometric approach	Yannick Le Pen, Benoît Sévi	Econométrie appliquée	décembre 2008
2008-09-009	Production of Business Ethics	Guido Hülsmann	Economie politique	décembre 2008
2008-10-010	Time preference and investment expenditure	Guido Hülsmann	Economie politique	décembre 2008
2008-11-011	Le marché de la photographie contemporaine est-il soluble dans celui de l'art contemporain ?	Dominique Sagot-Duvaouroux	Economie de la culture	décembre 2008
2008-12-012	The newsvendor problem under multiplicative background risk	Benoît Sévi	Microéconomie de l'incertain	décembre 2008
2009-01-013	Complémentarité de la collaboration électronique et de l'investissement relationnel : étude de cas exploratoire d'un SIO dans le secteur du meuble	Redouane Elamrani, Nicolas Arnaud	Organisation	avril 2009
2009-02-014	On the realized volatility of the ECX CO2 emissions 2008 futures contract: distribution, dynamics and forecasting	Julien Chevallier, Benoît Sévi	Finance	mai 2009
2009-03-015	The communicational making of a relation-specific skill: contributions based on the analysis of a conversation to strategy-as-practice and resource-based view perspectives	Nicolas Arnaud	Stratégie	juin 2009
2009-04-016	Le droit d'auteur, incitation à la création ou frein à la diffusion ? Une analyse empirique du cas de la création télévisuelle	Françoise Benhamou, Stéphanie Peltier	Economie de la culture	septembre 2009
2009-05-017	Diversity analysis in cultural economics: theoretical and empirical considerations	Françoise Benhamou, Renato G. Flôres Jr., Stéphanie Peltier	Economie de la culture	septembre 2009
2009-06-018	L'épargne retraite en entreprise : un état des lieux au regard de l'expérience américaine	Fabrice Pansard, Bruno Séjourné	Finance	septembre 2009
2009-07-019	Options introduction and volatility in the EU ETS	Julien Chevallier, Yannick Le Pen, Benoît Sévi	Econométrie appliquée	septembre 2009
2009-08-020	Modeling strategic interactions between firms and local authorities – The case of a biotechnology cluster	Alain Berro, Isabelle Leroux	Economie des réseaux	septembre 2009
2009-09-021	The strategy adopted by non-profit care services organizations in dealing with the new French regulatory system: strategic coalitions and reterritorialisation of activities	Isabelle Leroux, Laurent Pujol, Eric Rigamonti	Economie sociale	novembre 2009
2009-10-022	Une nouvelle lecture du territoire par la limite	Jean-Claude Taddei	Territoire	novembre 2009
2010-01-023	Adoption of new identity-based services: Proposition of a conceptual model based on TAM, DOI and perceived risks	Caroline Lancelot Miltgen	e-marketing	juillet 2010
2010-02-024	Young Europeans' motivations, perceived risks and requirements regarding electronic identification : Some comparative results from focus groups in four EU27 countries	Caroline Lancelot Miltgen	e-marketing	décembre 2010
2010-03-025	Analyse du risque de non-exécution des ordres à la bourse de Paris	Angélique Aubier Piron	Finance	décembre 2010
2011-01-026	Who cares? Europeans' attitudes towards the disclosure of personal identity data	Caroline Lancelot Miltgen, Margherita Bacigalupo, Wainer Lusoli	Systèmes d'information et e-marketing	janvier 2011
2011-02-027	Le rôle des Business Angels dans le financement de l'innovation radicale.	Catherine Deffains-Crapsky	Finance entrepreneuriale	avril 2011
2011-03-028	The EU Financial Reform facing the Global Context	Dominique Perrut	Economie financière	mai 2011
2011-04-029	A simple test of the sustainable development hypothesis	Serge Blondel	Economie expérimentale	septembre 2011
2011-05-030	Evaluation d'un nouveau produit alimentaire : le rôle de la congruence et du packaging	Gaëlle Pantin-Sohier et Caroline Lancelot Miltgen	Comportement du consommateur	octobre 2011

2011-06-031	Une mesure de risque extrême agrégée : risque de marché et risque de liquidité	Angélique Aubier-Piron	Finance	octobre 2011
2011-07-032	When should a French Investor use a Dollar-Cost Averaging Strategy?	Philippe Compaire et Bruno Séjourné	Finance	octobre 2011
2011-08-033	Conformisme à la norme et performance : la franchise dans le mix organisationnel	Christophe Daniel, Régis Dumoulin et Claire Gauzente	Stratégie et organisation	octobre 2011
2011-09-034	The structure of production reconsidered	Guido Hülsmann	Economie politique	décembre 2011
2012-01-035	The quality of private monitoring in European banking: completing the picture	Adrian Pop et Diana Pop	Economie financière	février 2012
2012-02-036	Urban sprawl occurrence under spatially varying agricultural bid-rent and amenities	Thomas Coisnon, Walid Oueslat et Julien Salanié	Economie urbaine	septembre 2012
2012-01-037	Le renouveau du paiement du dividende en actions	Caroline Marie-Jeanne	Finance	mars 2012
2013-01-038	Spatial targeting of agri-environmental policy and urban development	Thomas Coisnon, Walid Oueslat et Julien Salanié	Economie urbaine	février 2013
2013-02-039	Fiat money and the distribution of incomes and wealth	Jörg Guido Hülsmann	Economie politique	novembre 2013
2014-01-040	Determinants of urban sprawl in European cities	Walid Oueslati, Seraphim Alvanides et Guy Garrodc	Economie urbaine	janvier 2014
2014-02-041	Financial markets and the production of law	Jörg Guido Hülsmann	Economie politique	juin 2014
2014-03-042	Organisation des filières bananes ivoiriennes : Une étude de terrain expérimentale	Serge Blondel, Rodrigue Brin et Camille Koffi	Economie expérimentale	septembre 2014
2014-04-043	How fair are the fair price standards in blockholder regimes?	Adrian Pop et Diana Pop	Finance	septembre 2014
2015-01-044	The nature and impacts of environmental spillovers on housing prices: A spatial hedonic analysis	Masha Maslianskaia-Pautrel et Catherine Baumont	Economie de l'environnement	février 2015
2015-02-045	The old economics of science, the nonlinear model of innovation, and the economics of patents	Matthieu Ballandonne	Histoire de la pensée économique	mai 2015
2015-03-046	How private happiness involves greater economic and social efficiency? A New paradigm adapted to the world knowledge economy	Camille Baulant	Intelligence économique	novembre 2015
2016-01-047	Les déterminants de la syndication avec les Business Angels dans les opérations d'Equity Crowdfunding : Le cas français	Catherine Deffains-Crapsky, Thibault Cuenoud et Pascal Glemain	Finance	mai 2016
2016-02-048	A matter of trust and time: Back to the adoption of embeddedness in economic geography (1985-2015)	Florian Fougy et Sylvain Amisse	Histoire de la pensée économique	mai 2016
2016-03-049	Cultural consequences of monetary interventions	Jörg Guido Hülsmann	Economie politique	septembre 2016
2016-04-050	In the long run we are all unemployed	Karl-Friedrich Israel	Economie politique	septembre 2016
2016-05-051	Les critiques libérales du service public	Jörg Guido Hülsmann	Economie politique	septembre 2016
2016-06-052	Pawel Ciompa and the meaning of econometrics: A comparison of two concepts	Karl-Friedrich Israel	Economie politique	septembre 2016
2016-07-053	Mode de régulation et performance bancaire des pays en transition: une illustration par le cas jordanien	Marc Kouze et Bruno Séjourné	Finance	septembre 2016
2016-08-054	Que valent les engagements des régimes de retraite envers les retraités en France ?	Christophe Daniel, Anne Lavigne, Stéphane Mottet, Jesus-Herell Nze Obame, Bruno Séjourné et Christian Tagne	Finance	septembre 2016
2016-09-055	L'analyse économique et éthique du taux d'intérêt	Jörg Guido Hülsmann	Finance	septembre 2016
2017-01-056	The myth of the risk premium	Jörg Guido Hülsmann	Finance	avril 2017
2018-01-057	Adoption of environmentally-friendly agricultural practices under background risk: experimental evidence	Marianne Lefebvre et Estelle Midler	Economie de l'agriculture	avril 2018
2020-01-058	Portfolio optimization of euro-denominated funds in French life insurance	Runsheng Gu, Liuodmila Vostrikova et Bruno Séjourné	Finance	décembre 2020

2021-01-059	Japanese monetary policy and household saving	Karl-Friedrich Israel, Tim Florian Sepp et Nils Sonnenberg	Economie financière	septembre 2021
2022-01-060	On the renaissance of socialism	Jörg Guido Hülsmann	Economie politique	février 2022
2022-02-061	The monetary theories of Carl Menger and Friedrich von Wieser: a comparative study	Karl-Friedrich Israel	Economie politique	avril 2022
2023-01-062	The effects of unconventional monetary policy on stock markets and household incomes in Japan	Karl-Friedrich Israel, Tim Florian Sepp et Nils Sonnenberg	Economie financière	juin 2023
2024-01-063	Free trade versus interventionism	Jörg Guido Hülsmann et Karl-Friedrich Israel	Economie politique	avril 2024
2024-02-064	Gratuitousness in ordinary economic activity	Jörg Guido Hülsmann	Economie politique	décembre 2024
2024-03-065	Self-paralysis of democracy	Jörg Guido Hülsmann	Economie politique	décembre 2024
2025-01-066	Reassessing the future of the CFA France: Implications of financial integration and institutional challenges	Beringer Gloglo	Economie monétaire	mars 2025
2025-02-067	The shareholder base of green bond issuers at the dawn of anti-ESG movement	Diana Pop	Finance	mars 2025
2026-01-068	Returns to the length of production	Jared Friesen	Economie politique	mars 2026